



Model : OL-5535

Applications: Widely used in Commercial Lighting, Airports, Office Spaces, Educational Institutes, Hotels and Restaurants, Retail Shops, Showrooms and Malls, Banks.

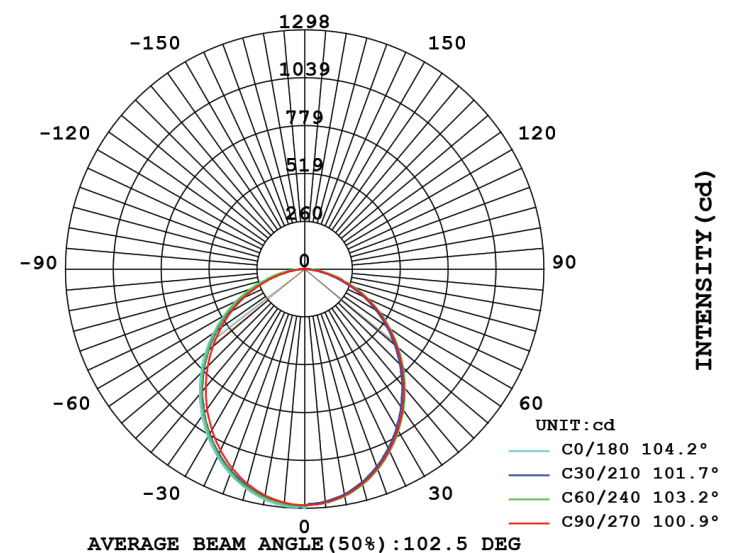
Electrical Parameters	30W	60W
Input Voltage	100-285V AC	100-285V AC
Rated Power	30W (1200mm)	60W (2400mm)
Efficiency	>90%	>90%
Power Factor	>0.90	>0.90
Harmonics	< 10%	< 10%
LED Details		
Mounting Type	Recess	Recess
Led Viewing Angle	120 degrees	120 degrees
Colour Temperature (cct)	4000k/6000k	4000k/6000k
Lumens	100 Lm/ W	100 Lm/ W
Luminous Flux	3000 lm	6000 lm
CRI	>80	>80
Protection Parameters		
Over- Current Protection	Yes	Yes
Short- Circuit Protection	Yes	Yes
Over- Voltage Protection	Yes	Yes

Features

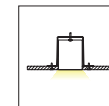
- Super bright output indoor lights
- Equipped with non- flickering drivers & high lumens SMDLED chip
- Long life span up to 50k hours, low decay & low maintenance
- High grade aluminium extrusions with quality surface painting
- Screw-less ABS End caps with zero light leakage
- High efficiency PMMA & even light distribution
- Dimmable driver supports for all products

NOTE: Customization possible as per requirement

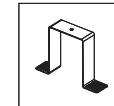
LUMINOUS INTENSITY DISTRIBUTION



Mounting



Accessories



Optional



30W Dimension 55mmx35mmx1200mm

60W Dimension 55mmx35mmx2400mm